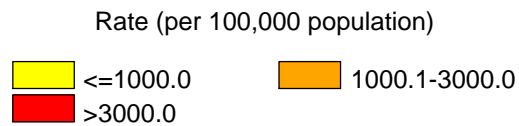
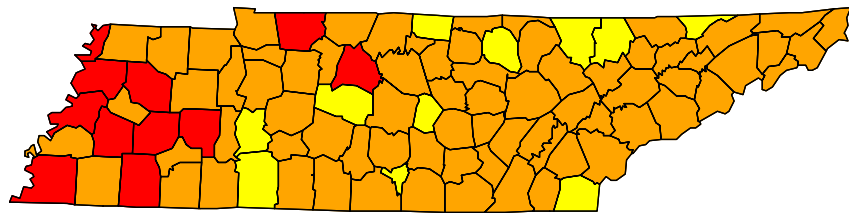
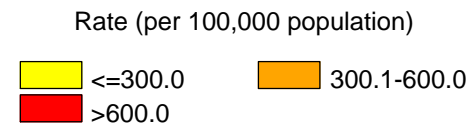
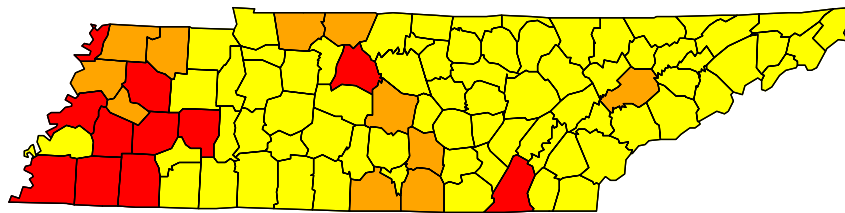


# Rates of Reportable STDs among Young People 15 - 24 Years of Age Tennessee, 2011

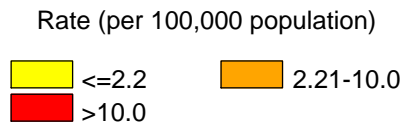
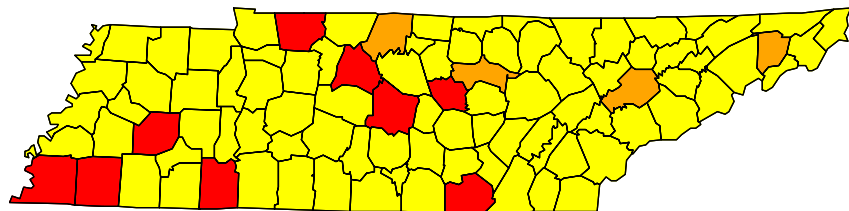
## Chlamydia Rates by County



## Gonorrhea Rates by County



## P&S Syphilis Rates by County



## Cases and Rates per 100,000

	Cases	Rate
Chlamydia	22950	2658.0
Gonorrhea	5149	596.3
P&S Syphilis	94	10.9